

introduction

This week, we will learn how to use the messaging platform and app, **WhatsApp**, to stay in touch with people using the device.

WhatsApp is a messaging **app** that lets users text, chat, and share photos, videos and voice messages, with individuals or groups. Unlike other apps, to access WhatsApp, you will need a **smartphone** or mobile phone number to use the app.

Remember:

if you are having any issues or need to ask a question, we're here to help you over the phone and give you a hand getting set up. You can fill out a 'Digital Support Booking form', and email it back to the library: library.service@sefton.gov.uk. A member of the team will contact you to help you with your problem on a Monday morning, between 10am - 12pm. **If you don't have an email yet — don't worry — just phone the team on Crosby Library's landline: 0151 257 6400 between 10am - 12pm on Monday mornings.** You can ask a member of the team for the 'Week 2: Setting up an Email Address & downloading an App' workshop sheet if you would like support setting up your email.



workshop key terms

app

is short for 'mobile application'. It is a computer software designed to run on your device to make doing different things, like video call or message someone, easier. You can download an app using the 'App store' on your device.

the internet

is a global network of computers that allow you to share and view information. It works much like the postal system, enabling people to send one another envelopes containing digital messages, at lightning speed. You can search the Internet for websites and information about pretty much anything using an Internet 'Search Engine', such as Google or Explorer.

smartphone

that performs many of the functions of a computer, typically having a touchscreen interface, internet access, and an operating system capable of running downloaded apps.

setting up whatsapp

1. Open the app store/play store, search for and install WhatsApp
2. After installing, select the app to open it and read the terms and conditions. If you are happy with them, select 'Agree and Continue'.
3. Enter your mobile number.
4. You will be sent a verification code by text message, enter your verification code.
5. Choose a name and profile picture (if you want one)
6. Select 'OK' to allow WhatsApp to add your existing contacts from your phone's contact list
7. You can now start using WhatsApp to chat to send written messages to people, just select your contact, write a message and hit send. You can even phone or video call a contact using the phone or video camera symbols in the right hand corner of the screen.

security

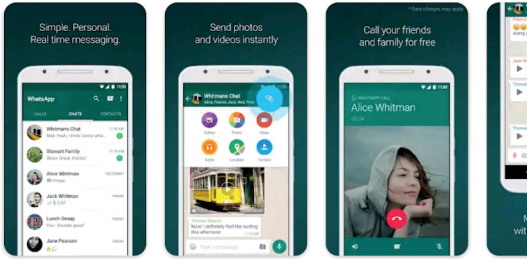
- Never give your phone number to someone you don't know
- Do not share personal information like bank details or card details with someone you do not know
- Ignore Unknown numbers



WhatsApp Messenger
WhatsApp Inc.

Install

4.3 ★ | 125M reviews | 5B+ Downloads | Editors' Choice | P1



Simple. Personal. Secure.

Ads · Related to your search



Talkatone: Free Texts, Calls & P...
4.1 ★



Text Me - Free Texting & Calls
4.1 ★



Cloud SIM: Second Phone ...
3.9 ★

Welcome to WhatsApp



Read our [Privacy Policy](#). Tap 'Agree and continue' to accept the [Terms of Service](#).

AGREE AND CONTINUE

from
FACEBOOK

1.



2.





Enter your phone number

WhatsApp will send an SMS message to verify your phone number. [What's my number?](#)

United Kingdom

+ 44

Carrier SMS charges may apply

NEXT

You must be **at least 16 years old** to register. [Learn how](#) WhatsApp works with the [Facebook Companies](#).



3.



Verify +44 [redacted]

Waiting to automatically detect an SMS sent to +44 [redacted] [Wrong number?](#)

Enter 6-digit code

Resend SMS 2:02

Call me 1:02



4.



Profile info

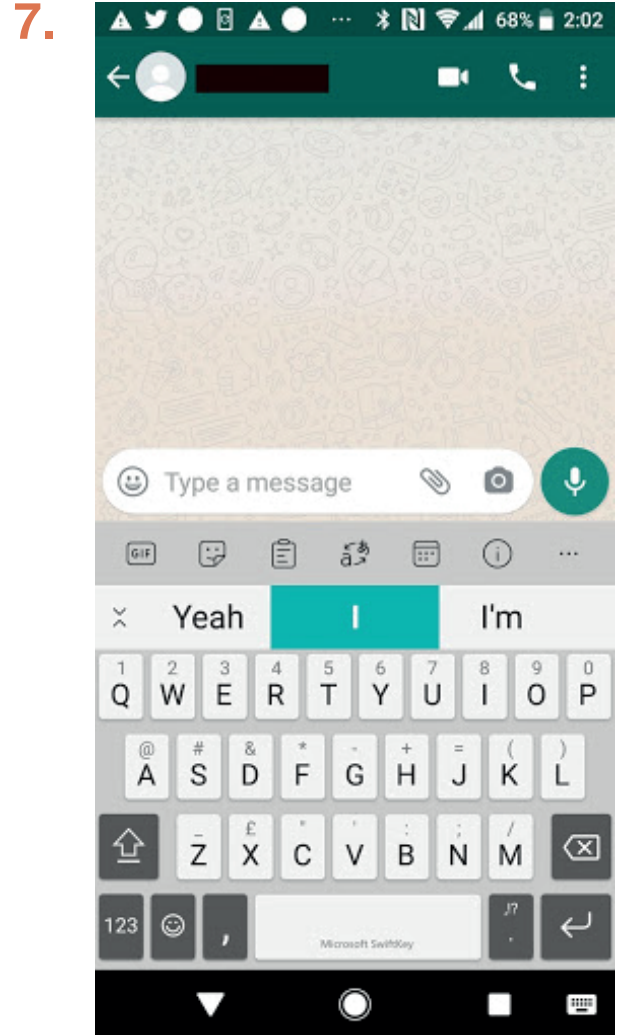
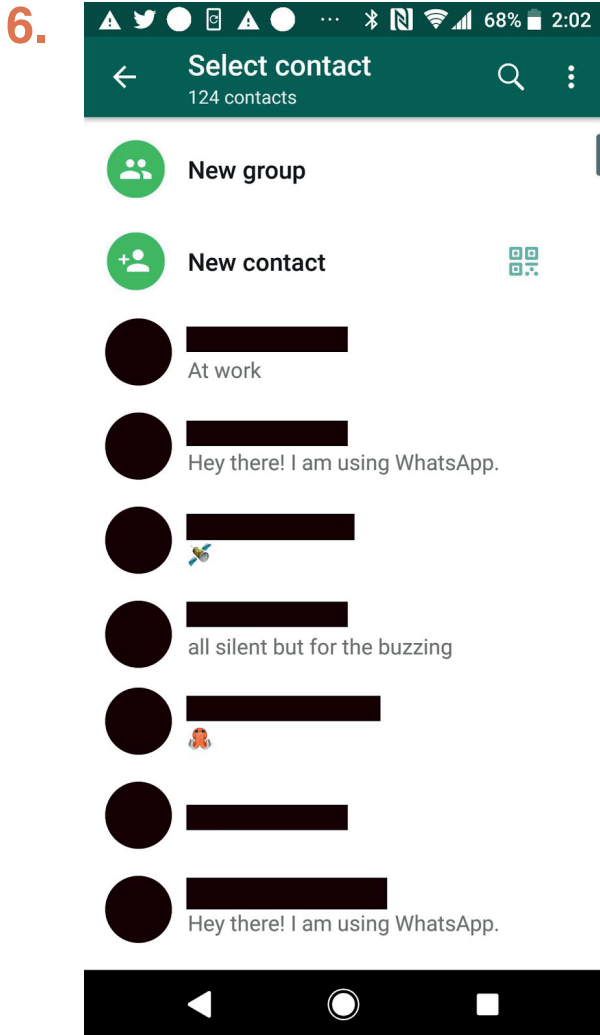
Please provide your name and an optional profile photo



Type your name here

NEXT

5.



An alternative to Whatsapp is **Facebook**, which we will be looking at next week.

Facebook gives you the option to video call, message chat, and have your own online stream of updates from friends, family and community organisations, where you can see their posts.